

ROBUS®

INDUSTRIAL

HARBOUR V2

10W, 20W, 28W, 34W, 40W, 58W, 70W,
80W, IP65, 2ft, 4ft, 5ft, 6ft




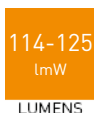
PRODUCT INFORMATION DOCUMENT

FEATURES

- Suitable for workshops, garages, warehouses, car parks, farm buildings, wet areas
- Flexible so will not crack when mounted on uneven surfaces
- Provides excellent light uniformity with less glare
- Less susceptible to failure due to building vibration caused by traffic or hot/cold temperature variations
- Provides ingress protection against dust and water jets
- Can easily be converted to emergency using RLEMPKDT-PSU sold as an accessory
- Plug and play microwave sensor available as an accessory (RLMW)

CONSTRUCTION

- Grey coloured polycarbonate body
- Opal polycarbonate diffuser
- Stainless steel clips



| Product Code: | RHA10402FTV2-24 | RHA20402FTV2-24 | RHA20404FTV2-24 | RHA40404FTV2-24 | RHA28405FTV2-24 |
|------------------------------------|-----------------|-----------------|-----------------|-----------------|-----------------|
| 4000K | | | | | |
| 5000K | | | | | |
| Comparable to: | 1 x 18W T8 | 2 x 18W T8 | 1 x 36W T8 | 2 x 36W T8 | 1 x 58W T8 |
| Total Power (W): | 9.8 | 20.2 | 19.9/ 19.9 | 38.8/ 39.3 | 27.5/ 27.4 |
| Power Factor: | 0.9 | 0.97 | 0.97 | 0.95 | 0.95 |
| Beam Angle (Deg): | 150 | 130 | 150 | 130 | 150 |
| Total Light Output (lm): | 1230 | 2510 | 2460/ 2450 | 4860/ 4720 | 3360/ 3310 |
| Total Emergency Light Output (lm): | 270 | 270 | 270/ 270 | 270/ 270 | 270/ 270 |
| Efficacy (lm/cctW): | 126 | 124 | 124/ 123 | 125/ 120 | 122/ 121 |
| Lux at 1m (lux): | 300 | 710 | 630/ 620 | 1430/ 1380 | 880/ 860 |
| Emergency Lux at 1m (lux): | 60 | 60 | 60/ 60 | 50/ 50 | 50/ 50 |
| CCT (K): | 4000 | 4000 | 4000/ 5000 | 4000/ 5000 | 4000/ 5000 |
| CRI: | 80 | 80 | 80 | 80 | 80 |
| IP: | 65 | 65 | 65 | 65 | 65 |
| Operation Temperature (°C): | -20 ≤ Ta ≤ +40 | -20 ≤ Ta ≤ +40 | -20 ≤ Ta ≤ +40 | -20 ≤ Ta ≤ +40 | -20 ≤ Ta ≤ +40 |
| Inrush Current: | 1.4A/5us | 0.2A/5us | 3A/0.1us | 4.3A/0.2us | 13A/12us |
| RG Value: | 0 | 0 | 0 | 0 | 0 |
| SDCM: | 6 | 6 | 6 | 6 | 6 |
| P _{st} LM: | NA | NA | NA | NA | NA |
| SVM: | NA | NA | NA | NA | NA |
| Energy Class: | D | D | D | D | D |
| Rated Life to L70B50 (Hrs): | 50000 | 50000 | 50000 | 50000 | 50000 |
| Dimensions LxWxH (mm): | 650x72x70 | 650x117x70 | 1250x72x70 | 1250x117x70 | 1550x72x70 |
| Weight (kg): | 0.68 | 0.92 | 1.14 | 1.62 | 1.44 |

PLEASE NOTE: INFORMATION IN THIS DOCUMENT MAY BE SUBJECT TO CHANGE WITHOUT PRIOR NOTICE

IRE: TEL: +353 1 709 9000
UK: TEL: 0800 973 220
AUS: TEL: +61 7 3890 5444
NZ: TEL: +64 03 668 5285

WEB: ROB.US.COM
WEB: ROB.US.COM
WEB: ROB.US.COM.AU
WEB: ROB.USLED.CO.NZ

LED GROUP EUROPE · UK · AUSTRALIA · NEW ZEALAND · ASIA · MIDDLE EAST · AFRICA

ROBUS®

INDUSTRIAL

HARBOUR V2

10W, 20W, 28W, 34W, 40W, 58W, 70W,
80W, IP65, 2ft, 4ft, 5ft, 6ft

| Product Code: | RHA58405FTV2-24 | RHA58405FTV2E-24 | RHA80405FTV2-24 | RHA34406FTV2-24 | RHA70406FTV2-24 |
|------------------------------------|-----------------|------------------|-----------------|-----------------|-----------------|
| 4000K | RHA58505FTV2-24 | | | RHA34506FTV2-24 | RHA70506FTV2-24 |
| 5000K | | | | | |
| Comparable to: | 2 x 58W T8 | 2 x 58W T8 | 2 x 70W T8 | 1 x 70W T8 | 2 x 70W T8 |
| Total Power (W): | 55.7/ 56.0 | 56.5 | 80.1 | 33.3/ 32.3 | 68.3/ 68.1 |
| Power Factor: | 0.95 | 0.95 | 0.97 | 0.95 | 0.95 |
| Beam Angle (Deg): | 120 | 120 | 130 | 150 | 130 |
| Total Light Output (lm): | 6840/ 6780 | 6780 | 9150 | 3990/ 3820 | 8300/ 8210 |
| Total Emergency Light Output (lm): | 270/ 270 | 320 | 270 | 270/ 270 | 270/ 270 |
| Efficacy (lm/cctW): | 123/ 121 | 120 | 114 | 120/ 118 | 122/ 121 |
| Lux at 1m (lux): | 2070/ 2050 | 2050 | 2780 | 940/ 890 | 2270/ 2240 |
| Emergency Lux at 1m (lux): | 50/ 50 | 100 | 50 | 50/ 50 | 50/ 50 |
| CCT (K): | 4000/ 5000 | 4000 | 4000 | 4000/ 5000 | 4000/ 5000 |
| CRI: | 80 | 80 | 80 | 80 | 80 |
| IP: | 65 | 65 | 65 | 65 | 65 |
| Operation Temperature (°C): | -20 ≤ Ta ≤ +40 | -20 ≤ Ta ≤ +40 | -20 ≤ Ta ≤ +40 | -20 ≤ Ta ≤ +40 | -20 ≤ Ta ≤ +40 |
| Inrush Current: | 30A/20us | 30A/20us | 55A/3us | 6A/0.7us | 3.6A/0.5us |
| RG Value: | 0 | 0 | 0 | 0 | 0 |
| SDCM: | 6 | 6 | 6 | 6 | 6 |
| P _{ST} LM: | NA | NA | NA | NA | NA |
| SVM: | NA | NA | NA | NA | NA |
| Energy Class: | D | D | D | D | D |
| Rated Life to L70B50 (Hrs): | 50000 | 50000 | 50000 | 50000 | 50000 |
| Dimensions LxWxH (mm): | 1550x117x70 | 1550x117x70 | 1550x117x70 | 1850x72x70 | 1850x117x7 |
| Weight (kg): | 1.98 | 2.1 | 1.98 | 1.83 | 2.58 |

| Separate Control Gear Information | RHA10402FTV2-24 | RHA20402FTV2-24 | RHA20404FTV2-24 | RHA40404FTV2-24 |
|-----------------------------------|-----------------|-----------------|-----------------|-----------------|
| | | | RHA20504FTV2-24 | RHA40504FTV2-24 |
| Type of Light Source: | LED | LED | LED | LED |
| Full Load Efficiency (%): | 93 | 90 | 91 | 92 |
| P _{NET} (W): | NA | NA | NA | NA |
| Dimensions (mm): | 144x21x22 | 144x21x22 | 144x21x22 | 148x34x26 |

| Separate Control Gear Information | RHA28405FTV2-24 | RHA58405FTV2-24 | RHA80405FTV2-24 | RHA34406FTV2-24 | RHA70406FTV2-24 |
|-----------------------------------|-----------------|-----------------|-----------------|-----------------|-----------------|
| | RHA28505FTV2-24 | RHA58505FTV2-24 | | RHA34506FTV2-24 | RHA70506FTV2-24 |
| Type of Light Source: | LED | LED | LED | LED | LED |
| Full Load Efficiency (%): | 92 | 93 | 93 | 92 | 94 |
| P _{NET} (W): | NA | NA | NA | NA | NA |
| Dimensions (mm): | 144x21x22 | 192x40x26 | 192x40x26 | 148x34x26 | 192x40x26 |

Product is certified to all the relevant standards.

Please contact our technical department for market specific compliances.

ROBUS®

INDUSTRIAL

HARBOUR V2

10W, 20W, 28W, 34W, 40W, 58W, 70W,
80W, IP65, 2ft, 4ft, 5ft, 6ft

Cone Illuminance Diagram




Diagram for RHA58505FTV2-24 in 5000K. Other diagrams available on request

Polar Intensity Diagram

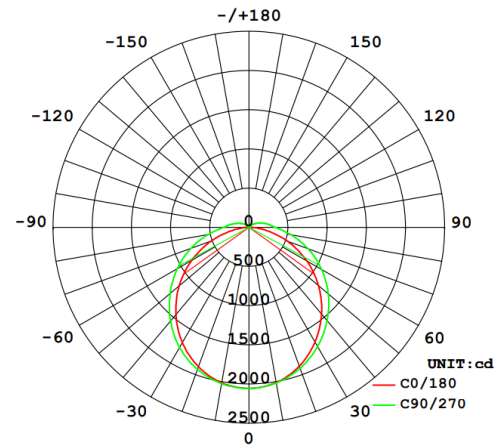
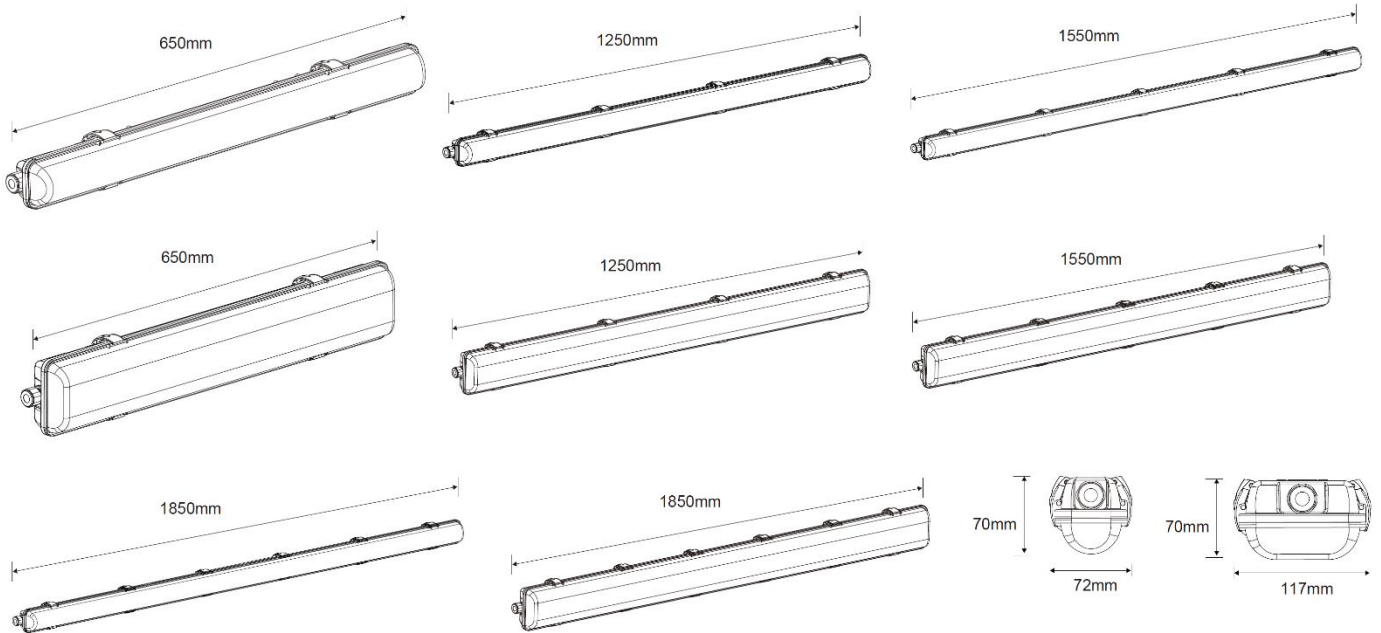


Diagram for RHA58505FTV2-24 in 5000K. Other diagrams available on request

Dimension Diagram



Accessories

RLEMPKDT-PSU
RLMW

2W 3 Hour DUAL TEST Emergency Pack
Plug-in Microwave Sensor

PLEASE NOTE: INFORMATION IN THIS DOCUMENT MAY BE SUBJECT TO CHANGE WITHOUT PRIOR NOTICE

IRE: TEL: +353 1 709 9000
UK: TEL: 0800 973 220
AUS: TEL: +61 7 3890 5444
NZ: TEL: +64 03 668 5285

WEB: ROB.US.COM
WEB: ROB.US.COM
WEB: ROB.US.COM.AU
WEB: ROB.US.LED.CO.NZ

LED GROUP EUROPE · UK · AUSTRALIA · NEW ZEALAND · ASIA · MIDDLE EAST · AFRICA